



HOW TO BE A
PERKINS ROCKET
101

"Alone we are smart
but together we are
brilliant."

Steven W. Anderson

WELCOME TO PERKINS ELEMENTARY SCHOOL

We are so happy to have you here! This is going to be a great year. To keep our Perkins Family strong, safe, and happy, we are going to be practicing something called PBIS (which is short for Positive Behavioral Interventions + Supports).



For you students, that means the...

3 Rs!

Respectful, Responsible,
+ Ready!

PERKINS SONG

We are Perkins School, we're a high flying school
and forever in excellence reign.

When put to the test,

We'll do our best

And show it again and again!

Head and shoulders tall,

We will give it our all.

Proving once again it's true.

P-E-R-K-I-N-S, We are ICS Perkins School!

TABLE OF CONTENTS

Part 1

- School Family
- Self-Control (KAHFOOTY + Voice Level)
- Technology Use + Safety
- Talking with Adults
- Substitutes/Guest Teachers
- STEAM
- Rainy Day
- Reporting vs. Tattling
- Bullying Prevention
- WITS + Wheel of Choices
- Character Traits

Part 2

- Area Expectations
 - Assemblies
 - Bathroom
 - Cafeteria
 - Classroom
 - Fieldtrip
 - Hallway
 - Library
 - Office
 - Parking Lot
 - Playground
 - Student Store
 - Technology

PART I

WHO'S IN YOUR FAMILY?



SCHOOL FAMILY

Our school family is our peers, our teachers, our parents, the principal, and all the adults who work and help us at school.

- Our school family is important because we encourage + support each other as well as promote a positive school culture.
- In order to have a positive school family we all need to follow our school expectations and support one another.

Perkins is our home away from home!



SELF-CONTROL


We practice KAHFOOTY at Perkins.



We are trustworthy and remember to use responsible, appropriate behavior.




We are able to control our bodies and words to express ourselves in a positive way.








SELF-CONTROL

KAHFOOTY

Keep All Hands,
Feet, & Other
Objects To
Yourself.



Rocket Voice Level

4	Outside	
3	Across a Room	
2	In a Group	
1	Partner Whisper	
0	Silent	


TECHNOLOGY USE & SAFETY

What it looks like...

- We use all devices properly.
- We make good choices online.
- We keep food + drinks away from equipment.

What it doesn't look like...

- We intentionally damage technology devices.
- We search inappropriate content.
- We have food + drink next to our devices.



TALKING WITH ADULTS

What it looks like...

- We stop and face the adult we are speaking to.
- We make eye contact with the person and listen respectfully.
- We wait for the person to finish and then respond responsibly.

What it doesn't look like...

- Interrupting
- Ignoring the adult
- Arguing



SUBSTITUTES & GUEST TEACHERS

What it looks like...

- Following the same rules and help out when asked.
- Having exceptional behavior to show our 3 Rs.
- Respectfully holding each other accountable.
- Staying on task.

What it doesn't look like...

- Changing the rules.
- Telling the teacher what to do.
- Blurting out or creating problems.
- Being off task.




STEAM

What is it?

Science, Technology, Engineering, Art & Math

What it looks like...

Wednesday - rotate through different activities



RAINY DAYS



What it looks like...

- Staying dry by walking around puddles.
- Using umbrellas appropriately (outside only).
- Being respectful to the yard duties.
- Playing games responsibly during indoor recess.
- Using appropriate voice level while at inside.

What it doesn't look like...

- Hopping in puddles and getting wet.
- Yelling and being irresponsible while at indoor recess
- Being disrespectful to yard duties.

REPORTING VS. TATTLING

What is reporting...

Purpose is to keep someone safe.

Need help from an adult.

Behavior is on purpose.

About something that is dangerous or harmful

What is tattling...

Purpose is to get someone in trouble

Behavior is unimportant or harmless.

Behavior is an accident.

 Telling	Vs.	 Tattling
The purpose is to keep people safe.	Vs.	The purpose is to try and get someone in trouble.
You need help from an adult to solve it.	Vs.	You can handle it by yourself.
It is important .	Vs.	It is not important.
It is harmful, dangerous, or threatening!	Vs.	It is harmless or may be annoying.
The behavior is done on purpose.	Vs.	The behavior is accidental.

WHAT IS THE DIFFERENCE BETWEEN RUDE, MEAN & BULLYING?

Bullying is unwanted aggressive behavior toward another person or group of people.

Bullying can be verbal, physical or social and happens more than once even when asked to stop.

When someone does or says something unintentionally once

It is.... **RUDE**

When someone does or say something intentionally once

It is.... **MEAN**

When someone does or says something that is intentionally hurtful more than once and you tell them to stop

It is **BULLYING**

WITS & WHEEL OF CHOICES

USE YOUR WITS

Walk away

Ignore

Talk it out

Seek Help

Go to Another Game

Talk it Out

Share and Take Turns

Ignore It

Walk Away

Tell Them to Stop

Apologize

Make a Deal

Wait and Cool Off

Go to Another Game

CHARACTER TRAITS

Perkins Rockets know that character counts!

CHARACTER TRAITS OF THE MONTH

August

→ Respect & Responsibility

September

→ Punctuality

October

→ Acceptance

November

→ Gratitude

December

→ Generosity

January

→ Perseverance

February

→ Compassion

March

→ Self-Control

April

→ Forgiveness

May

→ Courage

RESPECT & RESPONSIBILITY

Respect



Definition: treating others and yourself with honor and dignity

I will:

1. Value others
2. Respect differences
3. Use good manners
4. Not bully or harass others
5. Golden Rule

Responsibility




Definition: taking ownership of my thoughts, feelings, and actions

I will:

1. Know what is expected
2. Keep my commitments
3. Do my best
4. Not make excuses
5. Learn from my mistakes

PUNCTUALITY

Definition: Showing respect for other people and their time



I will:

- 1. Be at the right place at the right time*
- 2. Plan for unexpected delays*
- 3. Do my work ahead of time*
- 4. Make a daily schedule and keep it*
- 5. Think of the impact on others*

ACCEPTANCE

Definition: Showing respect for others who are different than me



I will:

- 1. Listen to others.*
- 2. Remember that not everyone is the same.*
- 3. Look for ways to connect with others.*
- 4. Know the difference between what is "popular" and what is "right."*
- 5. Help others, and myself, grow.*

GRATITUDE

Definition: Focusing on the good in our lives and being thankful for the things we have

I will:

- 1. Appreciate the things you have.*
- 2. Look for the positive in each day.*
- 3. Be present in the moment.*
- 4. Say thank you.*
- 5. Show respect to those around you.*



GENEROSITY

Definition: Being grateful for what I have so that I can share



I will:

- 1. Share what I can with others*
- 2. Not expect anything in return*
- 3. Give my time & my talents*
- 4. Be kind & encouraging*

COMPASSION

Definition: Helping those who are or might be hurting

Sympathy (seeing) + Empathy (feeling) + Action (doing) = Compassion



I will:

- 1. Notice when others are hurting*
- 2. Stop to help*
- 3. Take time to listen*
- 4. Do what I can to make the world a better place*
- 5. Always be kind, regardless of differences*

SELF-CONTROL

Definition: Doing what is right, even when I don't feel like it



I will:

1. Think before I act
2. Control my body, mind, and words
3. Build healthy habits
4. Manage my emotions
5. Respect others feelings, time, and their belongings

1. Stop	
2. Think	
3. Act	

FORGIVENESS

Definition: Letting go of bitterness and revenge

I will:

- 1. Acknowledge the pain*
- 2. Choose to forgive*
- 3. Not seek revenge*
- 4. Ask for forgiveness when I do wrong*
- 5. Move on with life*



COURAGE

Definition: The ability to face your fears with determination and confidence while doing what is right



I will:

- 1. Know the truth*
- 2. Get help when I am afraid*
- 3. Do what is right*
- 4. Be willing to stand alone*
- 5. Help those who are hurting & stand up for those who are bullied*

PART 2:

LOCATION EXPECTATIONS

"You must expect
great things of yourself
before you can do them."

-Michael Jordan

ASSEMBLIES

Assembly Expectations

RESPECTFUL:

- Level 0 Voice - Silent
- Sit crisscross applesauce
 - KAHFOOTY

RESPONSIBLE:

- Listening ears
- Eyes on speaker
- Actively participate

READY:

- Walk in at Level 0 Voice - Silent
- Sit in designated grade area



BATHROOM

Bathroom Expectations

RESPECTFUL:

- Level 1 voice - partner whisper
 - Hands washed and dried
 - Get in; Get out

RESPONSIBLE:

- Wait your turn
- Leave bathroom clean
- Walk at all times

READY:

- Keep floors dry
- Leave bathroom clean
- Remember KAHFOOTY



CAFETERIA

Cafeteria Expectations

RESPECTFUL:

- Level 2 voice - in a group
- Wait your turn in line
- Keep food inside cafeteria

RESPONSIBLE:

- Take only what you can eat
- Clean up your eating area
 - Stay in your seat
- Raise your hand if you need help

READY:

- Listen to instructions
- Walk at all times
- Remember KAHFOOTY



CLASSROOM

Classroom Expectations

RESPECTFUL:

- Raise your hand
- Show you are listening
- Use appropriate language and tone
- Remember KAHFOOTY

RESPONSIBLE:

- Ask for help
- Listen and follow directions
- Take care of property
- Complete work

READY:

- On time to school
- Be ready to learn
- Participate in lesson
- Be on task



FIELD TRIP

Field Trip Expectations

RESPECTFUL:

- Appropriate Voice Level
 - Be Kind
- Remember KAHFOOTY

RESPONSIBLE:

- Stay with assigned adult
 - Be Safe
- Be where you are directed to be

READY:

- Listen and follow instructions
- Remember you are acting on behalf of the school
- Ready to learn/experience



HALLWAY

Hallway Expectations

RESPECTFUL:

- Level 0 Voice - Silent
- Give personal space
- Remember KAHFOOTY

RESPONSIBLE:

- Listen to adults
- Get to where you need to be
 - Pick up litter

READY:

- Follow directions
- Walk at all times
- Be aware of your surroundings



LIBRARY

Library Expectations

RESPECTFUL:

- Level 0/1 Voice - Silent or Partner Whisper
- Use appropriate language and tone
 - Remember KAHFOOTY

RESPONSIBLE:

- Clean up your area
- Listen and follow instructions
 - Take care of the book

READY:

- Walk at all times
- Use a bookmark
- After checking out a book, have a sit and begin reading



OFFICE

Office Expectations

RESPECTFUL:

- Level 0 voice - Silent
- Keep office clean
- Remember KAHFOOTY

RESPONSIBLE:

- Listen and follow instructions
- Complete required task
- Ask for help if needed

READY:

- Come to the office with a pass/note
- Wait patiently to be helped
- Walking feet



PARKING LOT

Parking Lot Expectations

RESPECTFUL:

- Use appropriate language
 - Be patient
- Remember KAHFOOTY

RESPONSIBLE:

- Cross at designated crosswalks
- Be aware of your surroundings
 - Walking Feet

READY:

- Look both ways before crossing
- Wait for teacher to release you
 - Be on the lookout for your parent/guardian



PLAYGROUND

Playground Expectations

RESPECTFUL:

- Take turns
- Use appropriate language
- Remember KAHFOOTY

RESPONSIBLE:

- Keep playground clean
- Use equipment properly
- Put all equipment away at the end of recess

READY:

- Listen and follow instructions
- Freeze and take a knee when the bell rings
- Stay safe



PARKING LOT

Student Store Expectations

RESPECTFUL:

- Wait your turn
- Walking feet
- KAHFOOTY

RESPONSIBLE:

- Use your eyes to decide what you want to buy
 - Ask for help if needed
 - Be polite

READY:

- Listen for permission
- Have your Rocket Bucks with you
 - Be ready to pay



TECHNOLOGY

Technology Expectations

RESPECTFUL:

- Carry with 2 hands and walk
- Wait your turn at the Chromebook cart
 - THINK

RESPONSIBLE:

- Stay on assigned task
- Treat all equipment with care
- "45 degree your screen" or "courtesy close" your screen

READY:

- Know your password and use your account only
- Practice good digital citizenship
 - Wait for Instructions



LET'S REVIEW THE 3R'S

Rockets are:



Respectful
Responsible
Ready

Rockets - Shoot for the Stars!



09910 © 2011 MeadWestvaco Corporation